



PARLIAMENT OF UGANDA

THE REPORT OF THE COMMITTEE ON BUDGET ON THE
APPROPRIATION BILL 2021

OFFICE OF THE CLERK TO PARLIAMENT
PARLIAMENT BUILDINGS
KAMPALA - UGANDA

May 2021

THE REPORT OF THE COMMITTEE ON BUDGET ON THE APPROPRIATION BILL 2021

1.0 INTRODUCTION

Rt. Hon. Speaker and Hon. Members, on 1st April 2021 the Appropriation Bill 2021 was read for the first time and subsequently referred to the Committee on Budget for consideration.

In accordance with rule 170(3) (c), the committee considered the Bill and reports as follows;

1.1 METHODOLOGY

The Committee held consultative meetings with the Minister of Finance, Planning and Economic Development; and examined the Appropriation Bill to ascertain the consistency and accuracy of the estimates as indicated in the Schedule to the Appropriation Bill against the Resolution by Parliament on the same.

1.2 OBJECT OF THE BILL



The object of the Bill is to provide for;

- a) the authorization of public expenditure out of the Consolidated Fund of a sum of **twenty-seven trillion, six hundred twenty billion, seven hundred ninety six million, three hundred sixty three thousand shillings only**; and
- b) withdrawal of Funds from the Petroleum Fund into the Consolidated Fund **a sum of two hundred billion shillings only**,

to meet expenditure for the Financial Year 2021/2022 and to appropriate the supplies granted.

2.0 LEGAL FRAMEWORK

- 2.1 Article 156 (1) provides that; ***"The heads of expenditure contained in the estimates, other than expenditure charged on the Consolidated Fund by this Constitution or any Act of Parliament, shall be included in a bill to be known as an Appropriation Bill which shall be introduced into Parliament to provide for the issue from the Consolidated Fund of the sums necessary to meet that expenditure and the appropriation of those sums for the purposes specified in the bill."***



2.2 Additionally under S. 14(1) of the Public Finance Management Act 2015, **"Parliament shall, by the 31st day of May of each year, consider and approve the annual budget and work plan of Government for the next financial year, the Appropriation Bill and any other bills that may be necessary to implement the annual budget"**.

2.3. Section 58 of the Public Finance Management Act 2015, provides that; **withdraws from the Petroleum Fund shall only be made under authority granted by an Appropriation Act and a warrant of the Auditor General –**

(a) **to the Consolidated Fund to support the annual budget; and**

(b) **to the Petroleum Revenue Investment Reserve, for investments to be undertaken in accordance with section 63.**

2.4 Section 59 (3) of the PFMA 2015, provides that **petroleum revenue shall be used for the financing of infrastructure and development projects of Government and not the recurrent expenditure of Government.**

2.0 OBSERVATIONS OF THE COMMITTEE

Rt. Hon Speaker and Members,

Parliament on 7th of May 2021 considered and approved the estimates of revenues and expenditure of Government for the financial year 2021/22.



Subsequently, in accordance with Rule 170 (3) of the Rules of Procedure, the Committee has examined each vote together with its corresponding figures indicated in the Schedule to the bill and finds that there are several inconsistencies with the approved estimates.

The Committee therefore recommends that the figures as allocated per vote in the Schedule to the Bill should be replaced with the figures per vote as supplied by Parliament and contained in the Resolution of Parliament dated **7th May 2021**.


The Resolution of Parliament is hereto attached.

Conclusion

The Committee recommends that the Appropriation Bill 2021 be passed into law subject to the proposed amendments.



3



PROPOSED AMENDMENTS

1) CLAUSE 2. ISSUE OF MONEY OUT OF THE CONSOLIDATED FUND

Substitute for the entire clause the following –

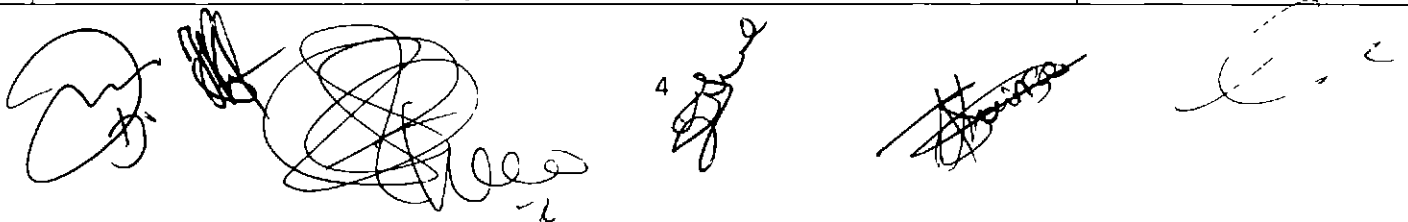
"2. Issue of money out of the Consolidated Fund

The Treasury may issue out of the Consolidated Fund and apply towards the supply granted to the Government for the service of the year ending on 30th June 2022, the sum of twenty-seven trillion, six hundred twenty billion, seven hundred ninety six million, and three hundred sixty three thousand shillings only.

2) SCHEDULE







Replace column 2 of the Schedule with the following figures as indicated per vote-

Vote	Description	Supply Shs '000
001	Office of the President	115,221,379
002	State House	392,828,332
003	Office of the Prime Minister	92,607,679
004	Ministry of Defence	1,272,353,757
005	Ministry of Public Service	25,748,876
006	Ministry of Foreign Affairs	63,735,519
007	Ministry of Justice and Constitutional Affairs	117,822,618
008	Ministry of Finance, Planning & Economic Dev.	506,078,782
009	Ministry of Internal Affairs	47,087,435
010	Ministry of Agriculture, Animal & Fisheries	35,780,713
011	Ministry of Local Government	32,165,925
012	Ministry of Lands, Housing & Urban Development	64,162,395
013	Ministry of Education and Sports	248,475,869
014	Ministry of Health	123,018,161
015	Ministry of Trade, Industry and Cooperatives	71,624,694
016	Ministry of Works and Transport	119,981,042
017	Ministry of Energy and Mineral Development	31,626,541
018	Ministry of Gender, Labour and Social Development	199,431,055
019	Ministry of Water and Environment	30,755,687
020	Ministry of ICT and National Guidance	48,003,052
021	Ministry of East African Community Affairs	28,891,051
022	Ministry of Tourism, Wildlife and Antiquities	143,418,456
023	Ministry of Science, Technology and Innovation	70,932,588



Handwritten signatures and initials are present at the bottom of the page, including a large signature on the left, a signature with the number '4' above it in the center, and several other signatures on the right.

Vote	Description	Supply Shs '000
024	Ministry of Kampala Capital City and Metropolitan Affairs	4,500,000
109	Law Development Centre	23,602,990
110	Uganda Industrial Research Institute	16,331,462
111	Busitema University	43,606,037
112	Ethics and Integrity	9,188,092
113	Uganda National Roads Authority	129,521,592
114	Uganda Cancer Institute	24,422,857
115	Uganda Heart Institute	19,952,795
116	National Medical Stores	590,235,388
117	Uganda Tourism Board	16,931,169
118	Road Fund	489,364,780
119	Uganda Registration Services Bureau	22,461,351
120	National Citizenship and Immigration Control	90,590,886
121	Dairy Development Authority	10,025,317
122	Kampala Capital City Authority	185,202,674
123	Rural Electrification Agency (REA)	28,796,825
124	Equal Opportunities Commission	11,673,636
125	National Animal Genetic Res. Centre and Data Bank	11,035,833
126	National Information Technology Authority	21,897,929
127	Muni University	19,314,507
128	Uganda National Examinations Board (UNEBC)	107,804,838
129	Financial Intelligence Authority	15,958,432
132	Education Service Commission	7,781,404
133	Directorate of Public Prosecutions	46,478,113
134	Health Service Commission	6,979,803
136	Makerere University	346,121,570
137	Mbarara University	53,337,402
138	Makerere University Business School	96,890,935
139	Kyambogo University	133,445,619
140	Uganda Management Institute	33,943,412
141	URA	488,299,914
142	National Agricultural Research Organisation	50,576,356
143	Uganda Bureau of Statistics	47,445,160
144	Uganda Police Force	646,291,283
145	Uganda Prisons	237,485,961
146	Public Service Commission	8,056,336
147	Local Government Finance Commission	5,171,955
148	Judicial Service Commission	10,199,586

Vote	Description	Supply Shs '000
149	Gulu University	54,328,532
150	National Environment Management Authority	14,872,527
151	Uganda Blood Transfusion Service (UBTS)	15,328,203
152	NAADS Secretariat	4,839,384
153	PPDA	10,626,490
154	Uganda National Bureau of Standards	50,053,077
155	Uganda Cotton Development Organisation	3,421,717
156	Uganda Land Commission	33,197,466
157	National Forestry Authority	23,081,205
158	ISO	95,439,759
159	External Security Organisation	53,875,034
160	Uganda Coffee Development Authority	80,051,151
161	Mulago Hospital Complex	55,578,534
162	Butabika Hospital	12,485,842
301	Lira University	22,882,621
302	Uganda National Meteorological Authority	9,328,524
303	National Curriculum Development Centre	38,215,854
304	Uganda Virus Research Institute	8,901,940
305	Directorate of Government Analytical Laboratory	12,845,868
306	Uganda Export Promotion Board	6,175,460
307	Kabale University	38,409,578
308	Soroti University	14,234,938
309	National Identification and Registration Authority	62,573,760
310	Uganda Investment Authority	18,185,178
312	Petroleum Authority of Uganda	38,767,337
313	Capital Markets Authority	6,894,000
314	National Lotteries and Gaming Regulatory Board	8,370,000
315	National Population Council	15,371,000
316	Uganda Free Zones Authority	6,088,361
317	Uganda Microfinance Regulatory Authority	7,000,000
318	Uganda Retirements Benefits Regulatory Authority	14,000,000
319	National Council for Higher Education	10,180,000
320	Uganda Business and Technical Examination Board	26,951,489
321	National Council of Sports	18,368,214
Sub-total -Central Votes (Excl. Referrals and Missions)		8,883,598,844
Referral Hospitals		
163	Arua Referral Hospital	7,657,567
164	Fort Portal Referral Hospital	7,714,683
165	Gulu Referral Hospital	11,237,447

6

Vote	Description	Supply Shs '000
166	Hoima Referral Hospital	7,649,956
167	Jinja Referral Hospital	12,605,370
168	Kabale Referral Hospital	6,132,028
169	Masaka Referral Hospital	6,369,344
170	Mbale Referral Hospital	14,034,092
171	Soroti Referral Hospital	6,160,805
172	Lira Referral Hospital	13,036,770
173	Mbarara Referral Hospital	12,235,123
174	Mubende Referral Hospital	6,786,185
175	Moroto Referral Hospital	7,387,108
176	Naguru Referral Hospital	7,817,379
177	Kiruddu Referral Hospital	17,301,328
178	Kawempe Referral Hospital	10,419,466
179	Entebbe Regional Referral Hospital	3,971,513
180	Mulago Specialized Women and Neonatal Hospital	19,756,164
	Sub-total -Referral Hospitals	178,272,327
	Missions Abroad	
201	Ugandan Mission at the United Nations, New York	17,086,699
202	Uganda High Commission in United Kingdom, London	6,535,959
203	Uganda High Commission in Canada, Ottawa	5,524,694
204	Uganda High Commission in India, New Delhi	5,554,402
205	Uganda High Commission in Egypt, Cairo	3,423,097
206	Uganda High Commission in Kenya, Nairobi	4,765,885
207	Uganda High Commission in Tanzania, Dar es Salaam	5,294,886
208	Uganda High Commission in Nigeria, Abuja	2,446,323
209	Uganda High Commission in South Africa, Pretoria	3,434,571
210	Uganda Embassy in Washington	8,509,896
211	Uganda Embassy in Ethiopia, Addis Ababa	3,440,162
212	Uganda Embassy in China, Beijing	5,980,510
213	Uganda Embassy in Rwanda, Kigali	3,304,529
214	Uganda Embassy in Switzerland, Geneva	7,659,742
215	Uganda Embassy in Japan, Tokyo	6,037,859
216	Uganda Embassy in Libya, Tripoli	-
217	Uganda Embassy in Saudi Arabia, Riyadh	5,210,883
218	Uganda Embassy in Denmark, Copenhagen	6,385,223
219	Uganda Embassy in Belgium, Brussels	5,529,089
220	Uganda Embassy in Italy, Rome	5,031,882
221	Uganda Embassy in DRC, Kinshasa	4,719,705
223	Uganda Embassy in Sudan, Khartoum	3,959,020

Vote	Description	Supply Shs '000
224	Uganda Embassy in France, Paris	5,859,489
225	Uganda Embassy in Germany, Berlin	5,768,549
226	Uganda Embassy in Teheran	3,842,123
227	Uganda Embassy in Moscow	5,606,341
228	Uganda Embassy in Canberra	4,617,543
229	Uganda Embassy in Juba	5,678,816
230	Uganda Embassy in Abu Dhabi	8,500,299
231	Uganda Embassy in Bujumbura	2,786,115
232	Guangzhou Consulate in China	4,544,718
233	Mission in Ankara	5,878,014
234	Mission in Mogadishu	2,876,276
235	Mission in Kuala Lumpur	3,542,140
236	Mission in Mombasa	3,096,468
237	Mission in Algiers	4,617,047
238	Uganda Embassy, Doha	3,183,047
	Sub-total -Missions Abroad	190,231,999
	Local Governments	
501	Adjumani District	25,777,962
502	Apac District	17,575,455
503	Arua District	12,094,796
504	Bugiri District	28,528,493
505	Bundibugyo District	29,328,677
506	Bushenyi District	24,226,307
507	Busia District	28,428,690
508	Gulu District	19,006,082
509	Hoima District	16,859,596
510	Iganga District	29,609,909
511	Jinja District	26,849,825
512	Kabale District	28,008,219
513	Kabarole District	17,055,147
514	Kaberamaido District	12,780,769
515	Kalangala District	11,495,897
517	Kamuli District	37,821,317
518	Kamwenge District	23,190,706
519	Kanungu District	35,213,314
520	Kapchorwa District	15,333,060
521	Kasese District	59,014,239
522	Katakwi District	21,670,748
523	Kayunga District	31,733,518


Handwritten signatures and scribbles at the bottom of the page, including a large circular scribble on the left, a signature with the number '8' above it in the center, and several other illegible signatures on the right.


Vote	Description	Supply Shs '000
524	Kibaale District	14,985,662
525	Kiboga District	20,376,242
526	Kisoro District	33,752,876
527	Kitgum District	23,309,506
528	Kotido District	9,601,993
529	Kumi District	22,073,249
530	Kyenjojo District	30,432,212
531	Lira District	23,757,184
532	Luwero District	51,639,094
533	Masaka District	10,697,306
534	Masindi District	19,518,778
535	Mayuge District	33,338,721
536	Mbale District	28,956,273
537	Mbarara District	19,507,162
538	Moroto District	11,565,987
539	Moyo District	17,440,310
540	Mpigi District	23,250,171
541	Mubende District	21,341,924
542	Mukono District	39,980,613
543	Nakapiripirit District	9,778,572
544	Nakasongola District	24,914,180
545	Nebbi District	22,838,987
546	Ntungamo District	41,694,094
547	Pader District	24,763,396
548	Pallisa District	25,569,016
549	Rakai District	30,160,137
550	Rukungiri District	34,029,829
551	Sembabule District	25,484,143
552	Sironko District	27,294,550
553	Soroti District	17,280,352
554	Tororo District	46,681,924
555	Wakiso District	64,156,563
556	Yumbe District	37,044,376
557	Butaleja District	27,436,998
558	Ibanda District	18,120,237
559	Kaabong District	13,967,967
560	Isingiro District	34,896,382
561	Kaliro District	25,324,618
562	Kiruhura District	15,162,590



9

Vote	Description	Supply Shs '000
563	Koboko District	15,282,727
564	Amolatar District	16,351,660
565	Amuria District	18,731,129
566	Manafwa District	20,497,120
567	Bukwo District	19,718,853
568	Mityana District	24,898,238
569	Nakaseke District	26,862,167
570	Amuru District	17,058,421
571	Budaka District	21,271,276
572	Oyam District	29,975,931
573	Abim District	15,174,538
574	Namutumba District	23,644,184
575	Dokolo District	17,994,271
576	Buliisa District	12,179,012
577	Maracha District	20,314,899
578	Bukedea District	23,788,032
579	Bududa District	23,233,193
580	Lyantonde District	14,070,729
581	Amudat District	7,311,573
582	Buikwe District	18,720,971
583	Buyende District	19,095,975
584	Kyegegwa District	19,070,069
585	Lamwo District	16,494,171
586	Otuke District	14,006,504
587	Zombo District	20,234,144
588	Alebtong District	19,510,731
589	Bulambuli District	19,220,173
590	Buvuma District	10,270,228
591	Gomba District	17,450,181
592	Kiryandongo District	19,517,450
593	Luuka District	22,626,283
594	Namayingo District	20,104,837
595	Ntoroko District	12,292,229
596	Serere District	27,069,994
597	Kyankwanzi District	20,970,189
598	Kalungu District	21,267,445
599	Lwengo District	22,779,163
600	Bukomansimbi District	14,938,153
601	Mitooma District	23,079,527

Vote	Description	Supply Shs '000
602	Rubirizi District	14,671,823
603	Ngora District	16,361,283
604	Napak District	12,692,156
605	Kibuku District	18,035,649
606	Nwoya District	15,601,998
607	Kole District	20,220,288
608	Butambala District	18,299,072
609	Sheema District	22,143,504
610	Buhweju District	12,538,337
611	Agago District	24,398,353
612	Kween District	15,995,435
613	Kagadi District	28,352,897
614	Kakumiro District	18,216,836
615	Omoror District	18,637,403
616	Rubanda District	22,543,579
617	Namisindwa District	23,407,732
618	Pakwach District	16,280,922
619	Butebo District	14,252,577
620	Rukiga District	18,030,596
621	Kyotera District	28,512,795
622	Bunyangabu District	16,306,753
623	Nabilatuk District	6,753,509
624	Bugweri District	15,938,176
625	Kasanda District	19,238,609
626	Kwania District	20,290,373
627	Kapelebyong District	10,759,585
628	Kikuube District	16,692,682
629	Obongi District	9,797,119
630	Kazo District	14,879,405
631	Rwampara District	17,115,837
632	Kitagwenda District	16,070,287
633	Madi-Okollo District	14,144,177
634	Karenga District	8,306,786
635	Kalaki District	11,667,159
636	Terego District	22,218,352
752	Entebbe Municipal Council	14,897,053
757	Kabale Municipal Council	12,128,073
762	Moroto Municipal Council	3,929,282
764	Tororo Municipal Council	7,068,123

See




Vote	Description	Supply Shs '000
770	Kasese Municipal Council	11,835,941
772	Mukono Municipal Council	16,297,405
773	Iganga Municipal Council	5,376,908
774	Masindi Municipal Council	9,553,597
775	Ntungamo Municipal Council	4,014,645
776	Busia Municipal Council	5,663,953
777	Bushenyi- Ishaka Municipal Council	8,571,361
778	Rukungiri Municipal Council	7,172,250
779	Nansana Municipal Council	17,342,626
780	Makindye-Ssabagabo Municipal Council	13,091,444
781	Kira Municipal Council	18,022,695
782	Kisoro Municipal Council	3,584,507
783	Mityana Municipal Council	8,627,305
784	Kitgum Municipal Council	5,094,345
785	Koboko Municipal Council	6,412,863
786	Mubende Municipal Council	8,563,770
787	Kumi Municipal Council	5,606,310
788	Lugazi Municipal Council	6,721,096
789	Kamuli Municipal Council	5,931,623
790	Kapchorwa Municipal Council	7,010,131
791	Ibanda Municipal Council	11,261,938
792	Njeru Municipal Council	10,420,312
793	Apac Municipal Council	5,977,423
794	Nebbi Municipal Council	6,285,286
795	Bugiri Municipal Council	4,129,590
796	Sheema Municipal Council	11,315,011
797	Kotido Municipal Council	6,961,400
851	Arua city	28,245,137
852	Mbarara city	26,487,797
853	Gulu city	19,226,583
854	Jinja city	33,507,243
855	Fort-Portal city	16,591,690
856	Mbale city	26,767,343
857	Masaka city	21,701,076
858	Lira city	20,405,088
859	Soroti city	14,267,527
860	Hoima city	12,522,404
500-860	Sub-total - Local Governments	3,408,765,462
	TOTAL - RECURRENT	12,660,868,633

DEVELOPMENT EXPENDITURE

Vote	Description	Shs '000
001	Office of the President	15,496,194
002	State House	12,338,411
003	Office of the Prime Minister	101,411,955
004	Ministry of Defence	2,467,382,828
005	Ministry of Public Service	4,912,759
006	Ministry of Foreign Affairs	712,991
007	Ministry of Justice and Constitutional Affairs	40,921,405
008	Ministry of Finance, Planning & Economic Dev.	273,384,205
009	Ministry of Internal Affairs	7,428,702
010	Ministry of Agriculture, Animal Industry & Fisheries	503,351,284
011	Ministry of Local Government	152,009,143
012	Ministry of Lands, Housing & Urban Development	111,854,453
013	Ministry of Education and Sports	255,753,314
014	Ministry of Health	1,398,319,633
015	Ministry of Trade, Industry and Cooperatives	25,180,389
016	Ministry of Works and Transport	845,609,759
017	Ministry of Energy and Mineral Development	643,386,931
018	Ministry of Gender, Labour and Social Development	8,487,084
019	Ministry of Water and Environment	1,174,844,318
020	Ministry of ICT and National Guidance	29,022,840
021	Ministry of East African Community Affairs	920,400
022	Ministry of Tourism, Wildlife and Antiquities	16,140,969
023	Ministry of Science, Technology and Innovation	193,853,419
024	Ministry of Kampala Capital City and Metropolitan Affairs	-
101	Judiciary	58,009,500
102	Electoral Commission	66,200,000
103	Inspectorate of Government (IG)	13,293,213
104	Parliamentary Commission	175,691,000
105	Law Reform Commission	200,020
106	Uganda Human Rights Commission	1,051,797
107	Uganda AIDS Commission	1,850,000
108	National Planning Authority	4,414,168
109	Law Development Centre	9,512,771
110	Uganda Industrial Research Institute	5,496,000

The bottom of the page features several handwritten signatures and scribbles in black ink. There are approximately six distinct marks, including a large circular scribble on the left, a signature in the top left, a signature in the top center, a signature in the bottom center, a large circular scribble on the right, and a signature on the far right.

Vote	Description	Shs '000
111	Busitema University	9,672,570
112	Ethics and Integrity	650,000
113	Uganda National Roads Authority	3,209,718,500
114	Uganda Cancer Institute	49,851,858
115	Uganda Heart Institute	8,650,000
116	National Medical Stores	10,078,764
117	Uganda Tourism Board	155,303
118	Road Fund	16,390,000
119	Uganda Registration Services Bureau	405,000
120	National Citizenship and Immigration Control	9,227,157
121	Dairy Development Authority	1,150,382
122	Kampala Capital City Authority	386,506,255
123	Rural Electrification Agency (REA)	494,420,340
124	Equal Opportunities Commission	360,426
125	National Animal Genetic Res. Centre and Data Bank	61,344,217
126	National Information Technology Authority	117,521,606
127	Muni University	7,200,000
128	Uganda National Examinations Board (UNEB)	36,400,000
129	Financial Intelligence Authority	215,000
131	Auditor General	3,050,000
132	Education Service Commission	3,691,530
133	Directorate of Public Prosecutions	13,292,766
134	Health Service Commission	80,000
136	Makerere University	16,716,210
137	Mbarara University	3,685,769
138	Makerere University Business School	3,220,500
139	Kyambogo University	1,842,845
140	Uganda Management Institute	1,200,000
141	URA	44,243,696
142	National Agricultural Research Organisation	51,472,994
143	Uganda Bureau of Statistics	20,409,486
144	Uganda Police Force	244,740,492
145	Uganda Prisons	40,026,536
146	Public Service Commission	2,134,222
147	Local Government Finance Commission	156,700
148	Judicial Service Commission	772,797
149	Gulu University	3,213,666
150	National Environment Management Authority	990,000
151	Uganda Blood Transfusion Service (UBTS)	2,181,330

Vote	Description	Shs '000
152	NAADS Secretariat	99,145,057
153	PPDA	10,994,000
154	Uganda National Bureau of Standards	7,652,915
155	Uganda Cotton Development Organisation	4,211,000
156	Uganda Land Commission	38,809,756
157	National Forestry Authority	12,882,993
158	ISO	5,110,710
159	External Security Organisation	3,639,296
160	Uganda Coffee Development Authority	3,063,055
161	Mulago Hospital Complex	7,970,000
162	Butabika Hospital	3,808,141
301	Lira University	5,317,212
302	Uganda National Meteorological Authority	14,202,321
303	National Curriculum Development Centre	3,900,000
304	Uganda Virus Research Institute	6,100,000
305	Directorate of Government Analytical Laboratory	12,944,357
306	Uganda Export Promotion Board	56,281
307	Kabale University	2,552,240
308	Soroti University	3,956,768
309	National Identification and Registration Authority	7,366,563
310	Uganda Investment Authority	49,431,884
312	Petroleum Authority of Uganda	10,927,000
313	Capital Markets Authority	-
314	National Lotteries and Gaming Regulatory Board	-
315	National Population Council	820,000
316	Uganda Free Zones Authority	7,875,639
317	Uganda Microfinance Regulatory Authority	-
318	Uganda Retirements Benefits Regulatory Authority	-
319	National Council for Higher Education	-
320	Uganda Business and Technical Examination Board	5,000,000
321	National Council of Sports	-
Sub-total -Central Votes (Excl. Referrals and Missions)		13,823,217,958
Referral Hospitals		
163	Arua Referral Hospital	2,200,000
164	Fort Portal Referral Hospital	720,000
165	Gulu Referral Hospital	1,900,000
166	Hoima Referral Hospital	200,000
167	Jinja Referral Hospital	1,065,000
168	Kabale Referral Hospital	2,080,000



Handwritten signatures and scribbles are present at the bottom of the page, including a large circular scribble on the left, several cursive signatures, and a large scribble on the right.

Vote	Description	Shs '000
169	Masaka Referral Hospital	3,500,000
170	Mbale Referral Hospital	2,700,000
171	Soroti Referral Hospital	200,000
172	Lira Referral Hospital	200,000
173	Mbarara Referral Hospital	1,800,000
174	Mubende Referral Hospital	3,558,723
175	Moroto Referral Hospital	600,000
176	Naguru Referral Hospital	900,000
177	Kiruddu Referral Hospital	2,550,000
178	Kawempe Referral Hospital	1,500,000
179	Entebbe Regional Referral Hospital	1,500,000
180	Mulago Specialized Women and Neonatal Hospital	3,780,000
	Sub-total -Referral Hospitals	30,953,723
	Missions Abroad	
201	Ugandan Mission at the United Nations, New York	-
202	Uganda High Commission in United Kingdom, London	220,167
203	Uganda High Commission in Canada, Ottawa	-
204	Uganda High Commission in India, New Delhi	-
205	Uganda High Commission in Egypt, Cairo	-
206	Uganda High Commission in Kenya, Nairobi	11,475,770
207	Uganda High Commission in Tanzania, Dar es Salaam	350,000
208	Uganda High Commission in Nigeria, Abuja	3,000,000
209	Uganda High Commission in South Africa, Pretoria	170,000
210	Uganda Embassy in Washington	170,000
211	Uganda Embassy in Ethiopia, Addis Ababa	-
212	Uganda Embassy in China, Beijing	300,000
213	Uganda Embassy in Rwanda, Kigali	-
214	Uganda Embassy in Switzerland, Geneva	-
215	Uganda Embassy in Japan, Tokyo	-
216	Uganda Embassy in Libya, Tripoli	-
217	Uganda Embassy in Saudi Arabia, Riyadh	-
218	Uganda Embassy in Denmark, Copenhagen	-
219	Uganda Embassy in Belgium, Brussels	170,000
220	Uganda Embassy in Italy, Rome	-
221	Uganda Embassy in DRC, Kinshasa	4,507,163
223	Uganda Embassy in Sudan, Khartoum	170,000
224	Uganda Embassy in France, Paris	5,350,000
225	Uganda Embassy in Germany, Berlin	-
226	Uganda Embassy in Teheran	-



Vote	Description	Shs '000
227	Uganda Embassy in Moscow	-
228	Uganda Embassy in Canberra	-
229	Uganda Embassy in Juba	1,000,000
230	Uganda Embassy in Abu Dhabi	500,000
231	Uganda Embassy in Bujumbura	-
232	Guangzhou Consulate in China	3,170,000
233	Mission in Ankara	-
234	Mission in Mogadishu	2,000,000
235	Mission in Kuala Lumpur	170,000
236	Mission in Mombasa	200,750
237	Mission in Algiers	-
238	Uganda Embassy, Doha	-
Sub-total -Missions Abroad		32,923,850
Local Governments		
501	Adjumani District	8,924,951
502	Apac District	2,089,013
503	Arua District	4,486,396
504	Bugiri District	6,180,308
505	Bundibugyo District	6,004,996
506	Bushenyi District	4,416,304
507	Busia District	5,317,971
508	Gulu District	3,440,677
509	Hoima District	3,247,769
510	Iganga District	4,399,640
511	Jinja District	6,420,686
512	Kabale District	5,470,145
513	Kabarole District	6,600,608
514	Kaberamaido District	1,834,174
515	Kalangala District	2,682,017
517	Kamuli District	7,714,892
518	Kamwenge District	10,424,605
519	Kanungu District	3,181,861
520	Kapchorwa District	3,266,973
521	Kasese District	7,952,384
522	Katakwi District	7,225,602
523	Kayunga District	6,672,466
524	Kibaale District	8,684,388
525	Kiboga District	2,450,135
526	Kisoro District	3,805,794





Vote	Description	Shs '000
527	Kitgum District	3,484,756
528	Kotido District	3,168,026
529	Kumi District	4,362,601
530	Kyenjojo District	9,543,012
531	Lira District	5,558,790
532	Luwero District	8,872,623
533	Masaka District	1,891,238
534	Masindi District	3,621,900
535	Mayuge District	10,052,398
536	Mbale District	5,473,214
537	Mbarara District	4,353,049
538	Moroto District	3,028,528
539	Moyo District	3,866,618
540	Mpigi District	3,941,786
541	Mubende District	9,959,852
542	Mukono District	6,809,089
543	Nakapiripirit District	2,767,457
544	Nakasongola District	3,095,519
545	Nebbi District	4,480,453
546	Ntungamo District	9,592,599
547	Pader District	4,618,315
548	Pallisa District	4,792,247
549	Rakai District	5,035,411
550	Rukungiri District	5,132,689
551	Sembabule District	4,493,017
552	Sironko District	5,744,193
553	Soroti District	4,308,455
554	Tororo District	9,080,612
555	Wakiso District	15,438,981
556	Yumbe District	19,528,849
557	Butaleja District	5,016,476
558	Ibanda District	3,647,757
559	Kaabong District	1,869,620
560	Isingiro District	17,340,430
561	Kaliro District	4,462,604
562	Kiruhura District	4,839,556
563	Koboko District	3,402,663
564	Amolatar District	4,357,290
565	Amuria District	6,591,934



Vote	Description	Shs '000
566	Manafwa District	4,677,113
567	Bukwo District	5,434,297
568	Mityana District	3,440,429
569	Nakaseke District	4,272,292
570	Amuru District	4,898,860
571	Budaka District	5,689,428
572	Oyam District	8,261,010
573	Abim District	2,566,722
574	Namutumba District	3,855,345
575	Dokolo District	4,563,285
576	Buliisa District	3,587,096
577	Maracha District	4,436,075
578	Bukedea District	5,287,555
579	Bududa District	6,500,689
580	Lyantonde District	3,309,803
581	Amudat District	2,733,932
582	Buikwe District	2,742,236
583	Buyende District	4,202,403
584	Kyegegwa District	8,558,162
585	Lamwo District	7,663,426
586	Otuke District	2,712,469
587	Zombo District	3,910,511
588	Alebtong District	5,200,554
589	Bulambuli District	5,304,006
590	Buvuma District	5,961,616
591	Gomba District	2,832,687
592	Kiryandongo District	8,859,575
593	Luuka District	4,130,167
594	Namayingo District	3,710,999
595	Ntoroko District	3,539,081
596	Serere District	5,723,553
597	Kyankwanzi District	7,187,338
598	Kalungu District	2,603,694
599	Lwengo District	5,031,427
600	Bukomansimbi District	2,148,313
601	Mitooma District	3,145,094
602	Rubirizi District	4,883,801
603	Ngora District	2,851,726
604	Napak District	3,431,195

The bottom of the page features several handwritten signatures and scribbles in black ink. There are approximately five distinct marks, including a large circular scribble on the left, a signature that appears to be 'Lee', another signature that looks like 'Dume', a signature that is heavily scribbled over, and a large, complex scribble on the right side.

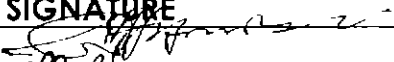
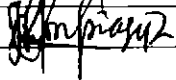




Vote	Description	Shs '000
605	Kibuku District	5,205,924
606	Nwoya District	5,982,243
607	Kole District	3,814,366
608	Butambala District	1,845,792
609	Sheema District	3,243,407
610	Buhweju District	5,288,147
611	Agago District	5,514,413
612	Kween District	3,646,851
613	Kagadi District	6,880,001
614	Kakumiro District	8,746,935
615	Omoro District	3,154,719
616	Rubanda District	4,380,694
617	Namisindwa District	3,136,337
618	Pakwach District	3,107,737
619	Butebo District	3,341,277
620	Rukiga District	1,660,894
621	Kyotera District	4,153,124
622	Bunyangabu District	3,449,470
623	Nabilatuk District	1,596,558
624	Bugweri District	3,072,315
625	Kasanda District	7,757,560
626	Kwania District	2,368,388
627	Kapelebyong District	3,264,707
628	Kikuube District	3,882,532
629	Obongi District	3,986,331
630	Kazo District	5,369,260
631	Rwampara District	2,055,466
632	Kitagwenda District	3,261,354
633	Madi-Okollo District	4,623,253
634	Karenga District	1,978,209
635	Kalaki District	3,069,532
636	Terego District	6,598,875
752	Entebbe Municipal Council	19,686,572
757	Kabale Municipal Council	11,041,458
762	Moroto Municipal Council	5,957,291
764	Tororo Municipal Council	11,462,117
770	Kasese Municipal Council	17,830,071
772	Mukono Municipal Council	1,316,520
773	Iganga Municipal Council	532,407

20

Vote	Description	Shs '000
774	Masindi Municipal Council	1,565,259
775	Ntungamo Municipal Council	5,664,707
776	Busia Municipal Council	12,220,425
777	Bushenyi- Ishaka Municipal Council	798,671
778	Rukungiri Municipal Council	514,011
779	Nansana Municipal Council	6,352,032
780	Makindye-Ssabagabo Municipal Council	10,840,144
781	Kira Municipal Council	7,730,646
782	Kisoro Municipal Council	270,144
783	Mityana Municipal Council	765,186
784	Kitgum Municipal Council	10,181,688
785	Koboko Municipal Council	3,248,933
786	Mubende Municipal Council	20,940,603
787	Kumi Municipal Council	1,034,535
788	Lugazi Municipal Council	19,533,316
789	Kamuli Municipal Council	14,522,223
790	Kapchorwa Municipal Council	413,805
791	Ibanda Municipal Council	1,091,566
792	Njeru Municipal Council	1,772,260
793	Apac Municipal Council	13,231,504
794	Nebbi Municipal Council	250,383
795	Bugiri Municipal Council	449,052
796	Sheema Municipal Council	898,410
797	Kotido Municipal Council	680,159
851	Arua city	12,785,561
852	Mbarara city	31,925,452
853	Gulu city	24,795,148
854	Jinja city	19,098,476
855	Fort-Portal city	12,726,306
856	Mbale city	21,445,327
857	Masaka city	18,195,458
858	Lira city	17,401,722
859	Soroti city	13,432,008
860	Hoima city	18,426,646
500-860	Sub-total -Local Governments	1,072,832,199
	TOTAL - DEVELOPMENT	14,959,927,730
	GRAND TOTAL APPROPRIATION	27,620,796,363

The bottom of the page features several handwritten signatures and scribbles. On the left, there is a large, stylized signature. In the center, there is a signature that appears to be 'Dyane'. To the right of the center, there is a signature that looks like 'K. M. M.'. On the far right, there is a large, circular scribble. Above the circular scribble, there is a small, vertical signature.

MEMBERS OF THE BUDGET COMMITTEE WHO SIGNED THIS REPORT, THE REPORT OF THE COMMITTEE ON BUDGET ON THE APPROPRIATION BILL 2021

NO	NAME	SIGNATURE
1	Hon. Lugolobi Amos (Chairperson)	
2	Hon. Opolot Isiagi Patrick (V/ Chairperson)	
3	Hon. Mwesigye Fred	
4	Hon. Ilukor Charles	
5	Hon. Hashim Sulaiman	
6	Hon. Lubogo Kenneth	
7	Hon. Mutebi David Ronnie	
8	Hon. Nankabirwa Ann Maria	
9	Hon. Othieno Okoth Richard	
10	Hon. Komuhangi Margaret	
11	Hon. Khainza Justine	
12	Hon. Achia Remigio	
13	Hon. Asiku Elly Elias	
14	Hon. Tumuramyie Genesio	
15	Hon. Aleper Aachilla Margaret	
16	Hon. Ngabirano Charles	
17	Hon. Nabayiga Idah	
18	Hon. Musasizi Henry	
19	Hon. Silwany Solomon	
20	Hon. Kiiza Winfred	
21	Hon. Atim Ogwal Cecilia	
22	Hon. Mugume Roland	
23	Hon. Ongom Joy	
24	Hon. Muwanga Kivumbi	
25	Hon. Ntende Robert	
26	Hon. Karuhanga Gerald	
27	Hon. Bagoole John	
28	Hon. Kakoza James	
29	Hon. Soyekwa Cheborion Kenneth	